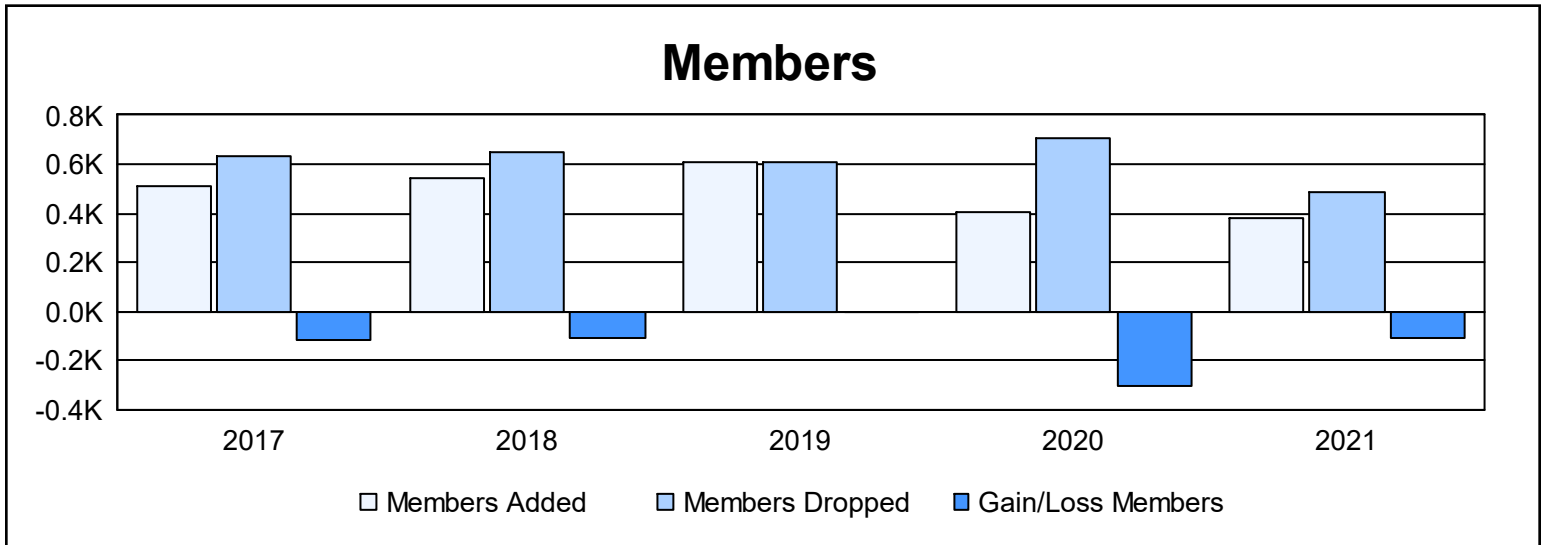
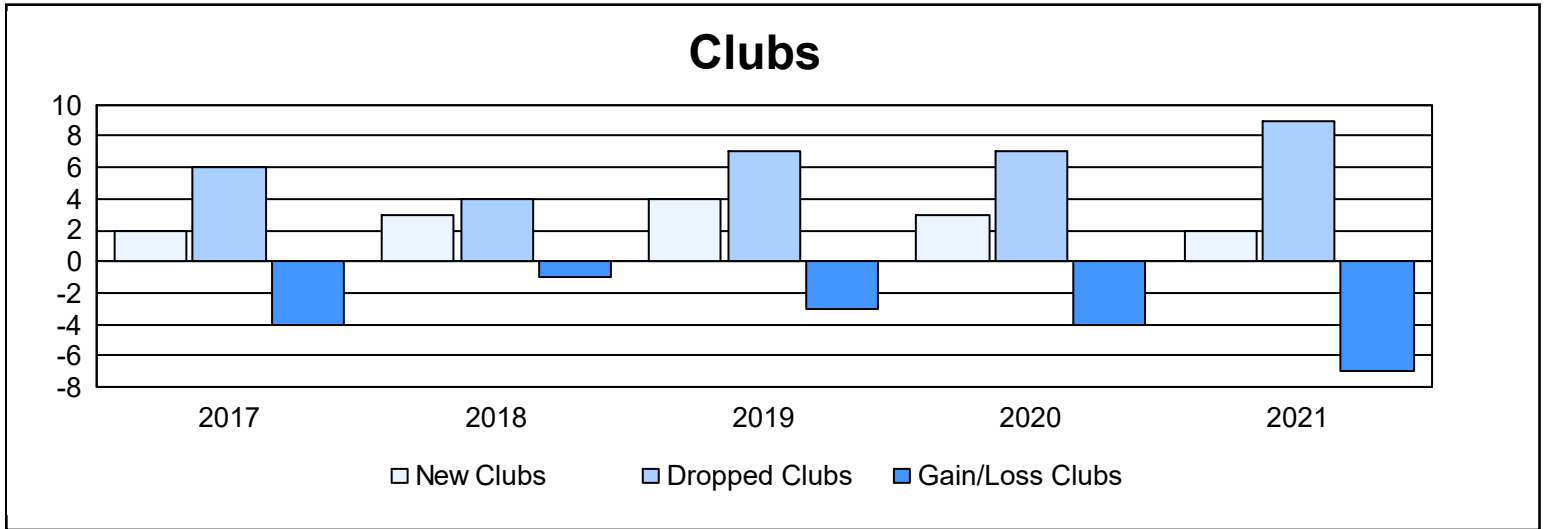
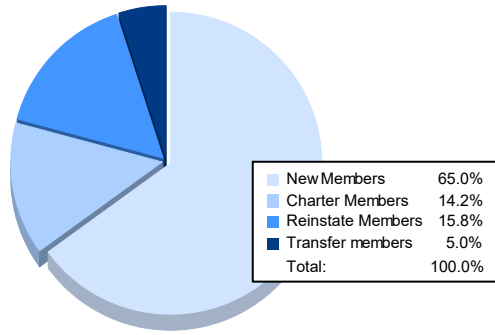


| Year           | New Clubs | Dropped Clubs | Gain/ Loss Clubs | New Members | Charter Members | Reinstate Members | Transfer Members | Total Member Added | Total Members Dropped | Gain/ Loss Members |
|----------------|-----------|---------------|------------------|-------------|-----------------|-------------------|------------------|--------------------|-----------------------|--------------------|
| 2016-2017      | 2         | 6             | -4               | 417         | 48              | 25                | 24               | 514                | 633                   | -119               |
| 2017-2018      | 3         | 4             | -1               | 402         | 86              | 47                | 6                | 541                | 652                   | -111               |
| 2018-2019      | 4         | 7             | -3               | 427         | 102             | 46                | 33               | 608                | 610                   | -2                 |
| 2019-2020      | 3         | 7             | -4               | 249         | 78              | 60                | 20               | 407                | 707                   | -300               |
| 2020-2021      | 2         | 9             | -7               | 247         | 54              | 60                | 19               | 380                | 485                   | -105               |
| <b>Average</b> | <b>3</b>  | <b>7</b>      | <b>-4</b>        | <b>348</b>  | <b>74</b>       | <b>48</b>         | <b>20</b>        | <b>490</b>         | <b>617</b>            | <b>-127</b>        |



### Membership Composition June 2021 Cumulative



### Gender Composition June 2021 Cumulative

